

MA-AUTOX

Enhance your auto portfolio risk assessment with MA-AUTOX Scorecard.

MA-AUTOX Score has proved to be more effective in identifying riskier customers thus providing enhanced protection from prospective future losses, and also aid revenue gains. **It offered improved lift of up to 138% over FICO 8 Auto Score for one of our recent clients.**

Lenders can apply the score to their portfolio with minimal effort and experience better results.

Why MA-AUTOX ?

Validate for your data and business needs, and guaranteed to perform better than FICO 8 Auto Score otherwise no cost to client.

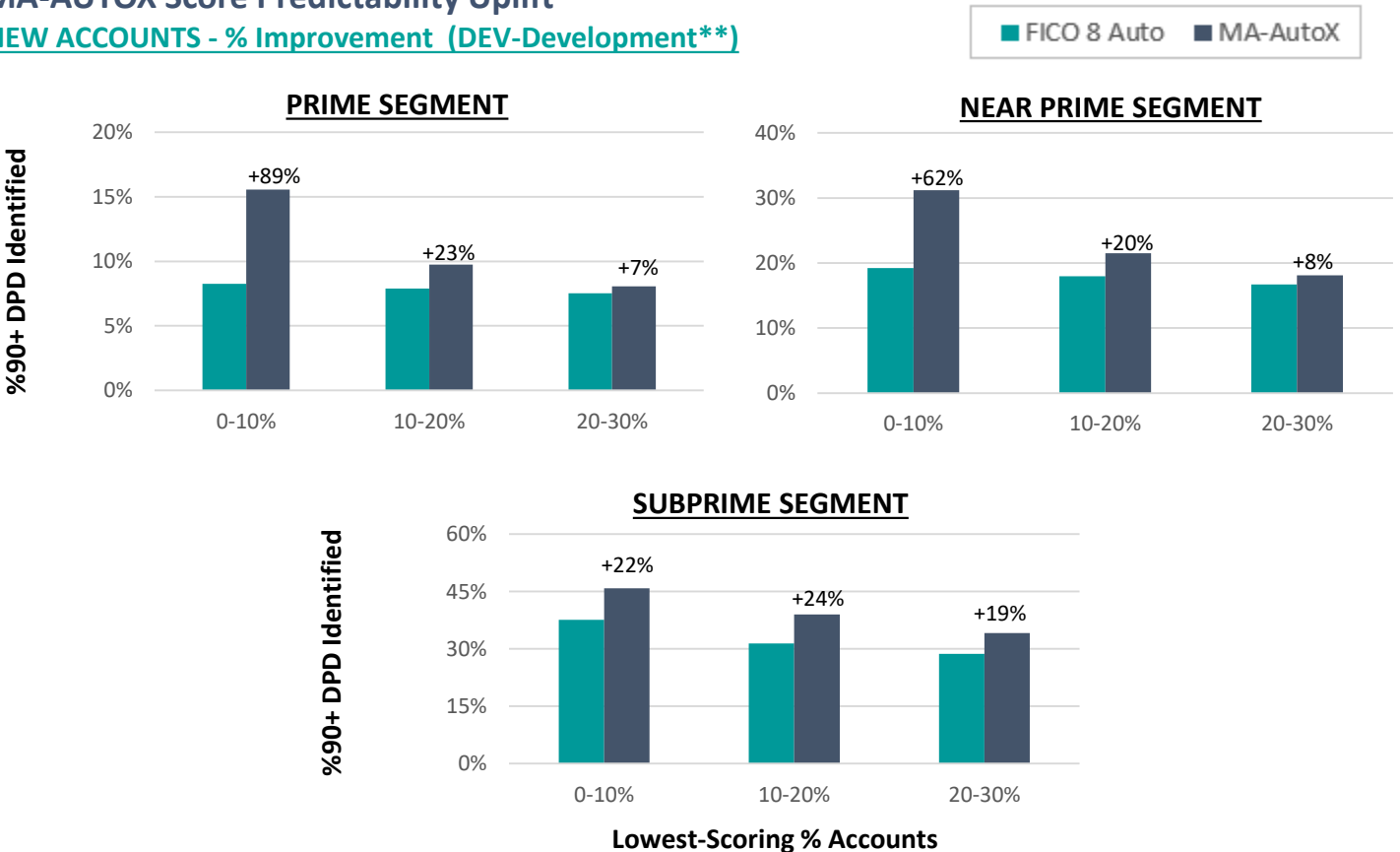
Identifies more riskier customers across segments of Prime, Near Prime and Sub Prime

MATRIX can customize the scorecard for client’s auto-portfolio, which will be a unique scorecard optimized/weight re-engineered, the IP of which will be of the client.

Easy integration of scorecard using APIs or through integration with existing platforms.

MA-AUTOX Score Predictability Uplift

NEW ACCOUNTS - % Improvement (DEV-Development**)



*DPD = Days Past Due; Data Provided by client, analysis conducted by MATRIX ANALYTICS CORPORATION

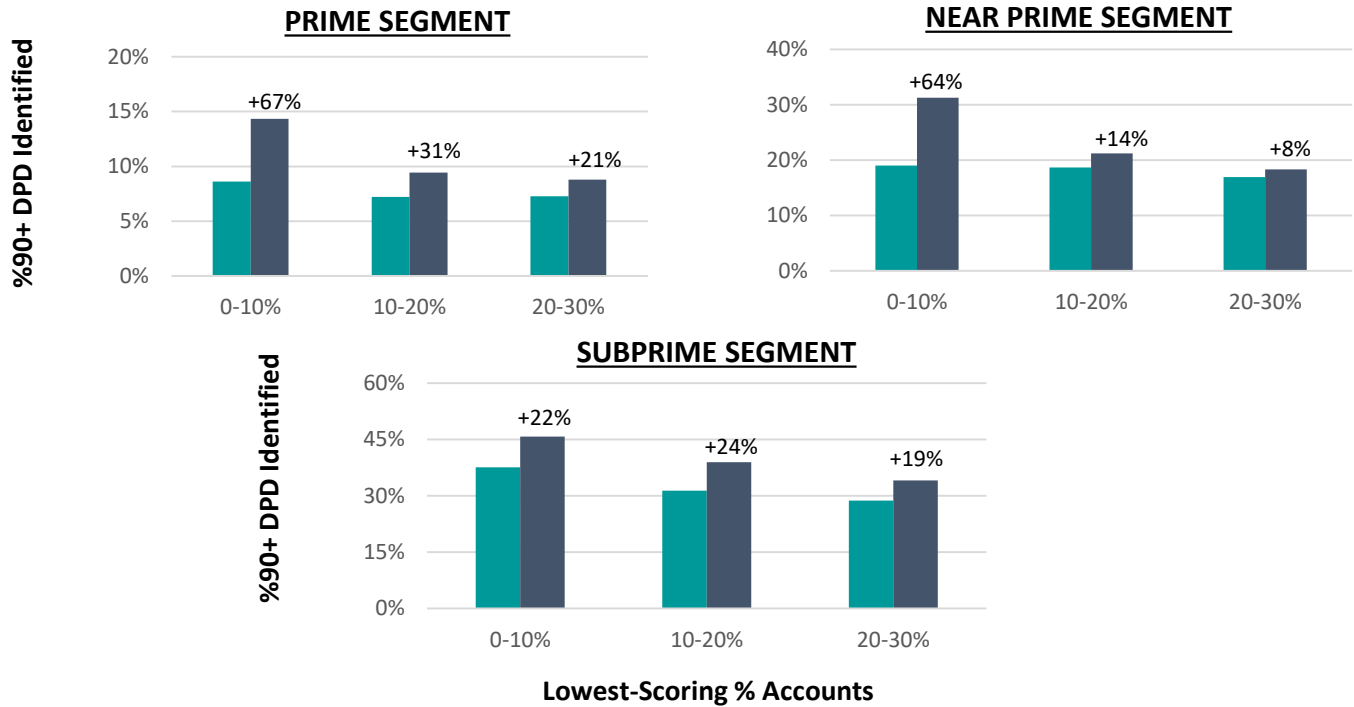
**DEV Period: Jul’16 – Oct’17; OOT Period: Jan’15 – Apr’16; Performance Period: 18 months

Note: Prime segment is defined as customers with FICO credit score >=700, Near Prime >=600 & <700, and Subprime <600

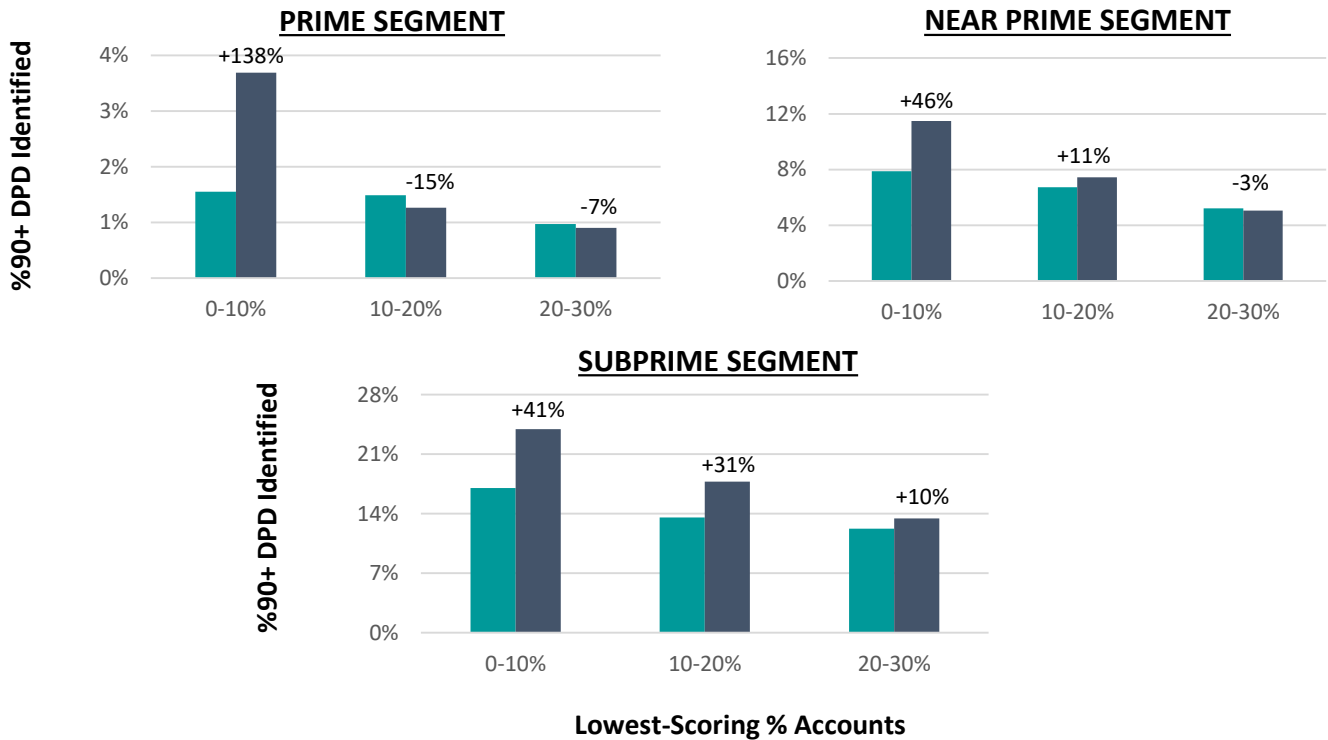
MA-AUTOX Score Predictability Uplift

NEW ACCOUNTS - % Improvement (OOT-Out of Time**)

FICO 8 Auto MA-AutoX



EXISTING ACCOUNTS - % Improvement (DEV-Development**)



*DPD = Days Past Due; Data Provided by client, analysis conducted by MATRIX ANALYTICS CORPORATION

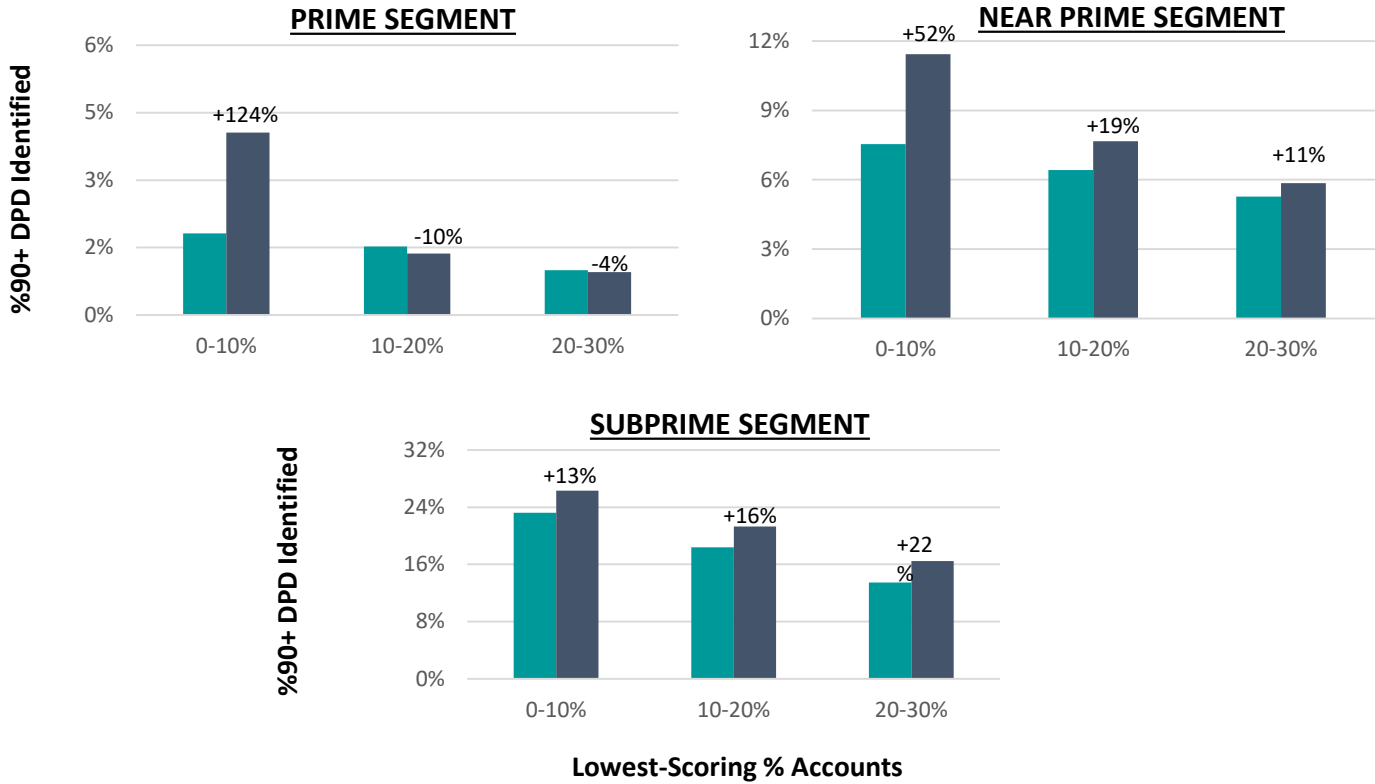
**DEV Period: Jul'16 – Oct'17; OOT Period: Jan'15 – Apr'16; Performance Period: 18 months

Note: Prime segment is defined as customers with FICO credit score >=700, Near Prime >=600 & <700, and Subprime <600

MA-AUTOX Score Predictability Uplift

EXISTING ACCOUNTS - % Improvement (OOT-Out of Time**)

FICO 8 Auto MA-AutoX



*DPD = Days Past Due; Data Provided by client, analysis conducted by MATRIX ANALYTICS CORPORATION

**DEV Period: Jul'16 – Oct'17; OOT Period: Jan'15 – Apr'16; Performance Period: 18 months

Note: Prime segment is defined as customers with FICO credit score >=700, Near Prime >=600 & <700, and Subprime <600